































13.8 Referee official signs:















Game situation	Action	Sign	
New ball (game interrupted)	Raise the thumbs of both hands		
Time-out	Place the palm of one hand over the other hand in a vertical position, forming the letter "T". Indicate the team requiring the time-out		
Doubled bouncing	Point two fingers downwards on the playing court		
Tripled bouncing	Point three fingers downwards on the playing court		
Double touch	Raise one arm vertically with two extended fingers and point at the faulty player with the other arm		
Serve (foot on line)	Point at serve line with finger		

Player(s) substitution	<p>Make a circular motion of open hands - one around the other - above the head</p>	
-------------------------------	---	---

Net touch	<p>Touch the net and point at the faulty player</p>	
------------------	---	--

Hand touch	<p>Extend one arm and tap its wrist with the other hand</p>	
-------------------	---	--

<p>Keep playing</p>	<p>Extend arms sideways</p>		
<p>Ball outside the net (not above the net)</p>	<p>Extend one arm above the head and make circles</p>	   	   
<p>Ball “out”</p>	<p>Raise the forearms in a vertical position with open hands, palms towards the face</p>	  	  

Ball “in” (end of point)	Point at court with open hands		
Ball “out” after contact with a player	Brush back of one hand with other hand above the head	  	  
Interfering foreign object (person, animal, bottle, other ball...) on playing area	Stop the game (whistle) and use the “new ball” sign		
Touch of the ball by blocking player	Raise the thumb of the right hand vertically and hold until the opponent player touches the ball		
The ball touches any object (except the net)	Stop the game (whistle) and point at the object (ceiling, table of jury...)		

Golden Rules

- 1) Gestures must be visible from anywhere in the gym
- 2) When there is an interruption, whistle first, then indicate the fault
- 3) After an interruption, always show on which side to serve

